

Linear Electric Fireplaces

Electric

Which Style is Right for You?

Scion Trinity

- Visually striking multisided design
- Install as three-sided (bay), two-sided (left- or right-corner), or single-sided
- Cleanest finish with concealed heat vents
- Tall, 15-inch high viewing for impactful room presence
- Extra-deep ember bed for an impressive media display
- Clear crystal media and driftwood logs with glowing embers come standard

Scion

- Cleanest finish with concealed heat vents
- Tall, 15-inch high viewing for impactful room presence
- Extra-deep ember bed for an impressive media display
- Clear crystal media and driftwood logs with glowing embers come standard

Allusion Platinum

- Tall, 15-inch high viewing area with minimal frame
- Installs flush into a 2x6 wall, maximizing floor space
- Clear crystal and ceramic white stone media come standard

Allusion

- Flexibility to recess fully, recess partially, or hang on the wall

You deserve a choice, and we offer Best-Better-Good models to fit your budget and how you value features differently—all with SimpliFire dazzle and ease of use.

Best Scion Trinity



Best Scion



Better Allusion Platinum



Good Allusion



Scion Trinity

Create an alluring atmosphere from any angle with the SimpliFire Scion Trinity electric fireplace. In three-sided, corner, or single-sided configurations, it adds stunning ambiance without the need for gas lines or venting.

Features

- Bring finishing materials right to the edge of the fireplace for a flush, built-in look
- No mesh screen or visible heat vents
- Accent lighting for greater warmth and ambiance
- Clear crystal media and driftwood logs with glowing embers come standard
- Available in 43" and 55" models



Scion Trinity 55" with floating mantel kit



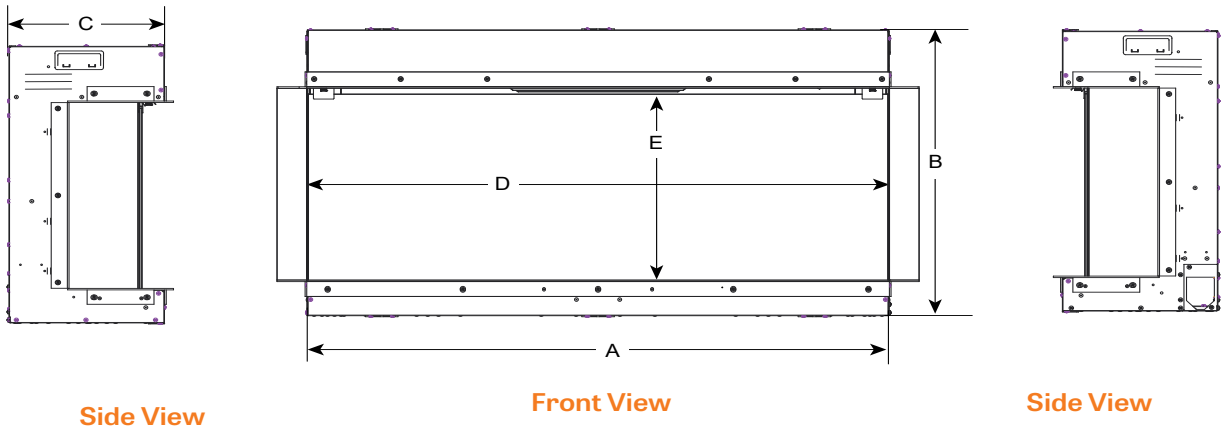
Scion Trinity 55" with Driftwood logs

Scion Trinity Series

Model	BTU Output	Width (A)		Height (B)		Depth (C)		Viewing Area (D x E)
		Unit	Framing	Unit	Framing	Unit	Framing	
SF-SCT43-BK	5,000	42-1/2" [1080]	42-3/4" [1086]	22" [559]	22-1/4" [565]	11-1/4" [286]	11-1/2" [194]	42-1/2" x 14-3/4" [1080 x 375]
SF-SCT55-BK	5,000	54-1/2" [1384]	54-5/8" [1387]	22" [559]	22-1/4" [565]	11-1/4" [286]	11-1/2" [194]	54-1/16" x 14-3/4" [1373 x 375]

R/W Stocks

Item Number	Description	List Price
HSF-SCT43-BK	43" Scion Trinity 3-Sided	\$2,475.70
HSF-SCT43-MANTEL	Floating Mantel Kit Wall	591.66
HSF-SCT55-BK	55" Scion Trinity 3-Sided	\$2,793.22
HSF-SCT55-MANTEL	Floating Mantel Kit Wall	750.45
HBRACKET-ALL48	Mount Kit	104.79



Scion

Distinctly express your style. Seamlessly finish your wall and bring materials right to the edge of the fireplace for sleek look. Concealed vents, dynamic flame and vibrant lights bring your room to life, clean and simple.

Features

- Bring finishing materials right up to the edge of the fireplace for a flush, built-in look
- No mesh screen or visible heat vents
- Accent lighting for greater warmth and ambiance
- Clear crystal media and driftwood logs with glowing embers come standard
- Available in 43", 55", and 78" wide models



Scion 55" linear shown with orange flame and Driftwood logs

Model	BTU Output	Width (A)		Height (B)		Depth (C)		Viewing Area (D x E)
		Unit	Framing	Unit	Framing	Unit	Framing	
SF-SC55-BK	5,000	56-1/2" [1435]	57" [1448]	23-7/8" [606]	24-1/4" [616]	7-5/8" [194]	7-5/8" [194]	53-1/4" x 15" [1353 x 381]

R/W Stocks

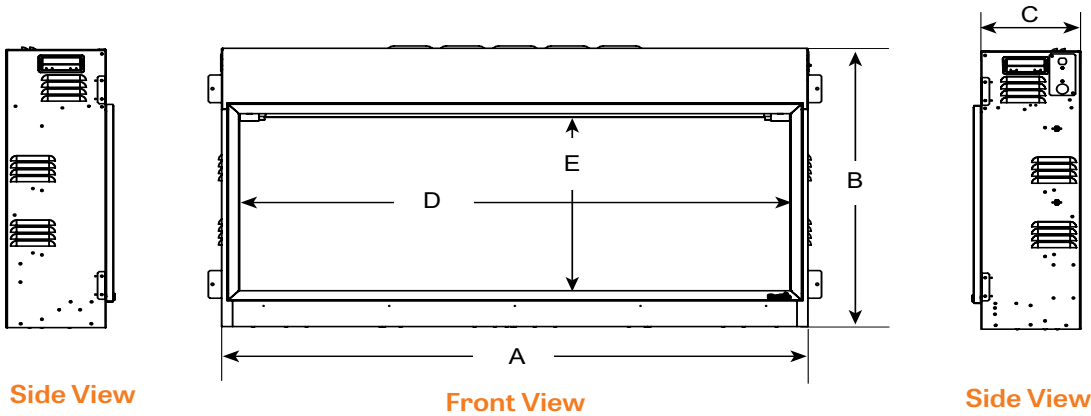
Item Number	Description	List Price
HSF-SC55-BK	55" Scion Clean Face Linear	\$2,475.70



Clear crystals



Driftwood logs



Allusion Platinum

Creating an elegant focal point in your home has never been easier. Designed with comfort and ambiance in mind, the Allusion Platinum provides an impressive viewing area within a minimal frame.

Features

- Clear crystal media and ceramic white stones come standard
- Available in 50", 60", and 72" wide models
- Flexible installation: Fully recess for a flush look, or surface-mount with the optional wall-mount kit



Wall Mounted



Fully Recessed

R/W Stocks

Item Number	Description	List Price
HSF-ALLP50-BK	50" Allusion Platinum Electric	\$1,554.86
HSF-MEDIA-LOGS	Fireplace Driftwood Logs	115.37

Optional media

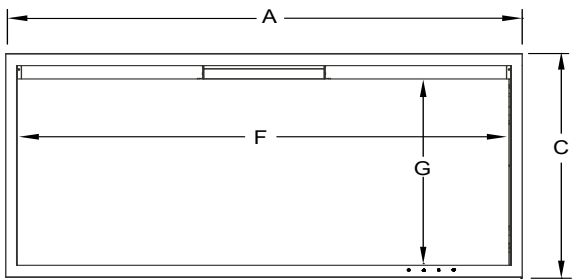


Driftwood Logs

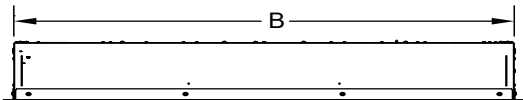


Allusion Platinum 60" linear shown with blue flame and ceramic white stones

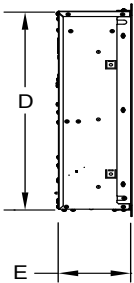
Model	BTU Output	Width			Height			Depth		Viewing Area (F x G)
		Front (A)	Back (B)	Framing	Front (C)	Back (D)	Framing	Unit (E)	Framing*	
SF-ALLP50-BK	5,000	52-5/16" [1329]	50-1/2" [1295]	51" [1295]	20-7/16" [519]	19-3/8" [492]	19-1/2" [495]	5-5/8" [143]	2" x 6"	48" x 15" [1219 x 381]



Front View



Top View



Side View

Allusion Platinum Linear Series

Allusion

The Allusion electric fireplace series embraces modern design by combining linear proportions with a multitude of flame and LED ember bed lighting themes.

Features

- Clear crystal media creates the illusion of a soothing fire rising from a lighted ember bed
- Available in 40", 48", 60" or 84" wide models
- Simple touch controls on the fireplace front for added convenience
- Flexible installation: fully or partially recess or hang on the wall



Fully Recessed



Partially Recessed



Wall Mounted

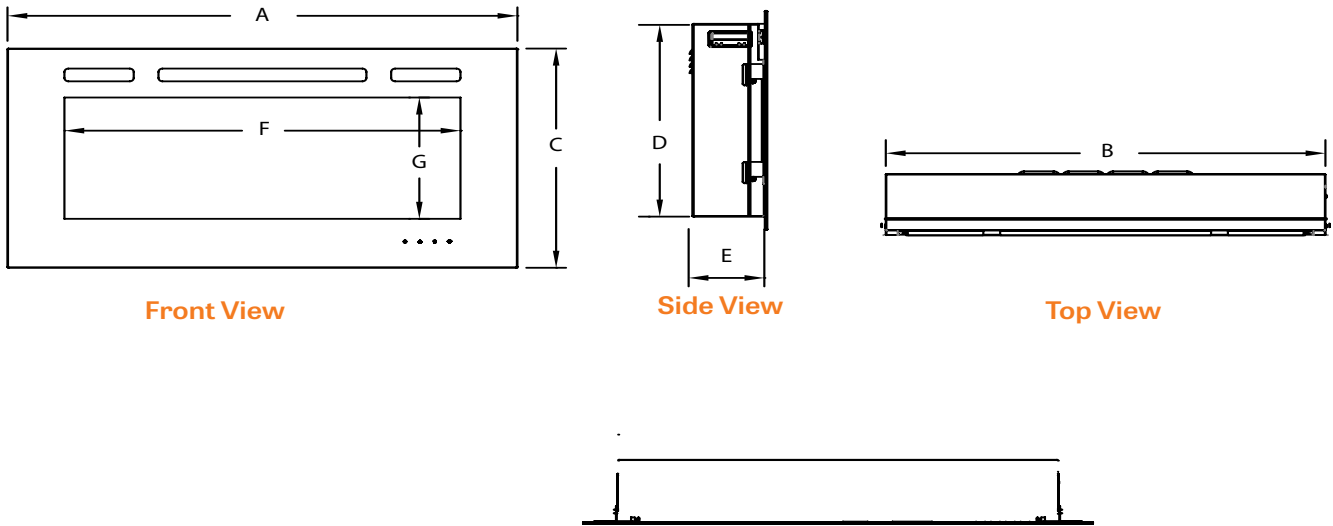


Allusion 48" linear shown with blue orange flame, white ember bed lighting and clear crystal media

Model	BTU Output	Width			Height			Depth		Viewing Area (F x G)
		Front (A)	Back (B)	Framing*	Front (C)	Back (D)	Framing*	Unit (E)	Framing*	
SF-ALL48-BK	5,000	48-7/16" [1230]	42-13/16" [1088]	44-5/16" [1126]	20-1/4" [515]	17-13/16" [453]	18-1/8" [461]	5-15/16" [151]	2" x 6"	39-3/8" x 11-1/4" [1000 x 285]
SF-ALL60-BK	5,000	60-1/4" [1530]	54-5/8" [1388]	56-1/8" [1426]	20-1/4" [515]	17-13/16" [453]	18-1/8" [461]	5-15/16" [151]	2" x 6"	51-3/16" x 11-1/4" [1300 x 285]

R/W Stocks

Item Number	Description	List Price
HSF-ALL48-BK	48" Allusion Linear Fireplace	\$1,396.08
HTRIM-ALL-48	Trim for Recessed Installations	102.67
HSF-ALL60-BK	60" Allusion Linear Fireplace	1,713.62
HTRIM-ALL-60	Trim for Recessed Installations	114.32
HSF-STONES-WHITE	Ceramic White Stones	94.20
HSF-MEDIA-LOGS	Driftwood Logs	115.37



Authentic Style, Unmatched Ease

Adding the traditional look of a fireplace to your home has never been this easy. A detailed masonry-style interior, textured log set and four-step flame height adjustments enhance the appeal of the SimpliFire Built-In electric fireplace series. Enjoy the ambiance – with or without the heat. Experience “Fire Made Simple.”

Features

- 100% efficient, adjustable heat that costs just pennies an hour to operate
- Enjoy the ambiance with or without heat
- Enjoy more than 100,000 hours of operation thanks to LED flame technology
- Intuitive, multifunction remote for control at your fingertips
- Zone heat your space to remain comfortable, while reducing your monthly bills
- Available in 30” or 36” models
- Up to 4,800 BTUs or 10,000 BTUs, depending on choice of power input
- 30” model provides 648 sq in of viewing and the 36” model provides 933 sq in of viewing for the largest in their class



RW Stocks

Item Number	Description	List Price
HSF-BI36-EB	36" Built-In Electric Fireplace	\$1,512.53
HSF-EF36-BK	Optional Black Front	200.05
HSF-INS30	30" Electric Fireplace Insert	1,236.71
HSF-SI4027-INS30	Small Surround Insert	209.22
HSF-SI4230-INS30	Large Surround Insert	258.74




36-Inch Built-In

- Efficient LED lighting and flame technology
- Multi-function remote standard



Optional Front

- The optional front offers a tailored appearance to the hearth, and the black finish complements any home décor

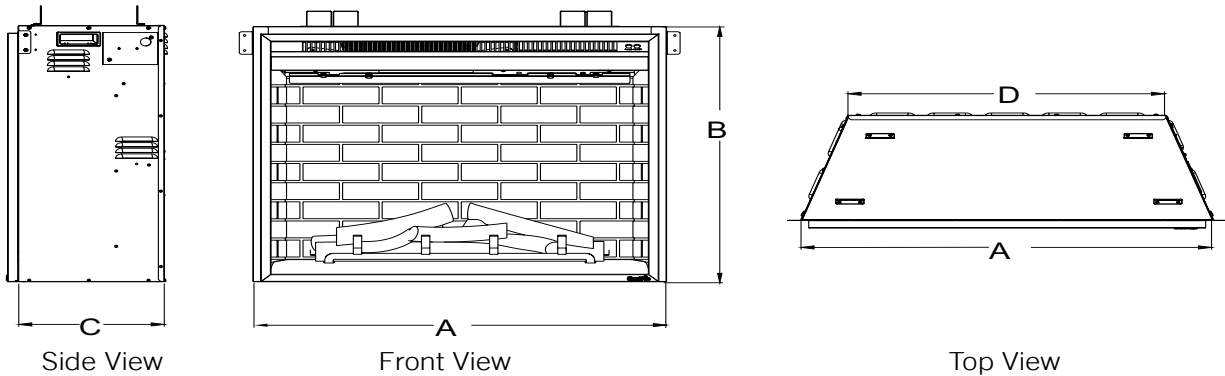


Cover: 36-Inch Built-In shown with kenwood mantel.
Above: 30-Inch Built-In shown with westcott mantel and optional black front.

Specifications

Model	BTU Output		Width (A)		Height (B)		Depth (C)		Rear Width (D)	
	120V	240V	Unit	Framing	Unit	Framing	Unit	Framing	Unit	Framing
36" Built-In SF-BI36-EB	4,800	10,000	37"	38"	31-7/32"	120V = 33-11/16" 240V = 35-11/16"	11"	11-5/8"	30"	38"

Dimensions



Dimensions above are in inches. Reference dimensions only. We recommend measuring individual units at installation. Refer to installation manual for detailed specifications on installing this product. SimpliFire reserves the right to update units periodically.