

Specialty Products

2021 Catalog

A large supply for the out of the ordinary. We stock attic pieces, cabinet and door hardware, barn door wood and hardware, and accordian doors.



Specialty Products

218 American Stairways

Attic Stairs

221 Deltana

Cabinet Hardware

225 Forever Barnwood

Rustic Barn Wood

232 Glasteel

FRP Panels

234 Goldberg Brothers

Barn Door Track and Hardware

239 Woodfold

Accordian Doors

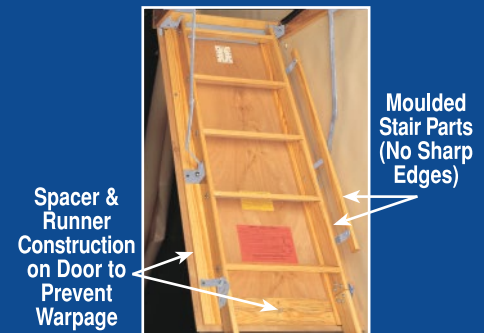
Denver | Grand Junction | Casper | Salt Lake City

www.rwspecialties.com

HUSKY


DISAPPEARING STAIRWAY

Selected materials, good workmanship and careful inspection all combine to give you a quality stairway.



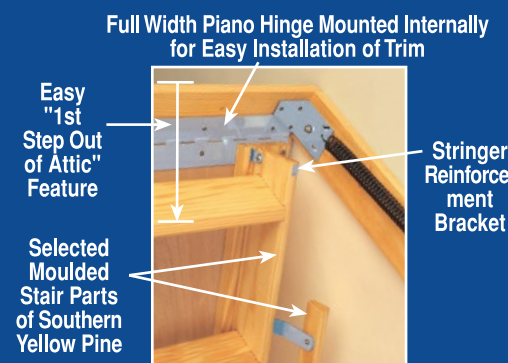
Spacer & Runner Construction on Door to Prevent Warpage

Moulded Stair Parts (No Sharp Edges)



Heavy Gauge Spring Arm

Adjustable Spring Tension Feature



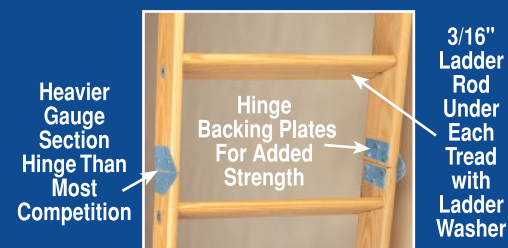
Full Width Piano Hinge Mounted Internally for Easy Installation of Trim

Easy "1st Step Out of Attic" Feature

Stringer Reinforcement Bracket

Selected Moulded Stair Parts of Southern Yellow Pine

No Welded Hardware



Heavier Gauge Section Hinge Than Most Competition

Hinge Backing Plates For Added Strength

3/16" Ladder Rod Under Each Tread with Ladder Washer

Replacement Parts Available



★
STRENGTH

★
VALUE

★
RELIABILITY

★
MORE STAIR
FOR THE MONEY

Count the Treads. We have 11 or 13 depending on height, compared to others with 9 or 11. More treads means easier access.

Insist on Husky Disappearing Stairway



American Stairways, Inc.

3807 Lamar Ave. • Memphis, TN 38118
901-795-9200 • FAX 901-795-1253
www.americanstairways.com

THE SUCCESS OF OUR COMPANY STANDS ON THE QUALITY OF EVERY STAIRWAY WE MAKE.

- ★ Pre-drilled Installation Holes
- ★ Easy First Step Down From Attic for Personal Safety

- ★ 9½" Tread Rise on All Husky Stairs
- ★ More Treads for Easier Access

Every HUSKY Features:

Full Width Heavy Duty Piano Hinge

That means far more strength and rigidity than any other type of stairway hinge now in use. Cuts out air leakage at head of stair, and does not interfere with trim carpenter.

3/16" Steel Ladder Rod Under Each Tread

Including large washers that keep HUSKY stairs rigid and prevent bending or separation under heavier loads.

Selected Kiln Dried Southern Pine Lumber

All wood parts selected for density and load bearing capacity.

Moulded Stringers, Handrail, and Treads

Eased edges practically eliminate splinters and enhance Finished Millwork Appearance.

Re-inforced Door Panel

Safety Locknut to Secure Spring Arm to Ladder Section

Adjustable Spring Tension

Nuts, Bolts, and Hardware Plated or Painted to Prevent Rust

Completely Assembled, Ready to Install with Instructions Supplied

Optional Features

R-6 Insulation Panel

Fire Resistant Door & Well Sides

Class A - Flame spread not over 25" in 30 minutes by UL

Double Section Hinges (Model 655 only)

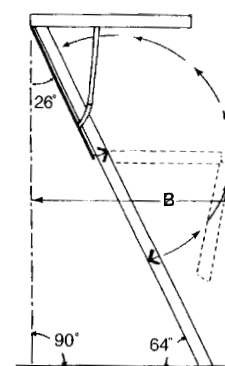
Weather Stripping

There's A Husky That's Right For You. Three Great Models To Choose From!

MODEL 444: 1x4 Treads, 1x4 Stringer, 1x4 Frame Rated 250 lbs.

MODEL 655: 1x6 Treads, 1x5 Stringer, 1x5 Frame Rated 300 lbs.

MODEL 544: 1x5 Treads, 1x4 Stringer, 1x4 Frame Rated 250 lbs.



Designed for residential use only.

Rough Opening	Ceiling Height	# of Treads ¹	A Landing Space ²	B Projection	Available in Models and lbs. per Unit			R-6 Insulation Panel	Fire Resistant Door & Well Sides	Double Section Hinges ³	Weather Stripping
					444	544	655				
22" X 48"	8'5"	10	56"	60"	54	56	64	Opt.	Opt.	Opt.	Opt.
22" X 54"	8'9"	11	58"	66"	58	60	67	Opt.	Opt.	Opt.	Opt.
22" X 54"	10'	13	65"	79"	63	65	70	Opt.	Opt.	Opt.	Opt.
22" X 60"	9'3"	11	61"	72"	N/A	N/A	70	Opt.	Opt.	Std.	Opt.
22" X 60"	10'8"	13	70"	80"	N/A	N/A	75	Opt.	Opt.	Std.	Opt.
25½" X 48"	8'5"	10	56"	60"	55	60	68	Opt.	Opt.	Opt.	Opt.
25½" X 54"	8'9"	11	58"	66"	62	65	70	Opt.	Opt.	Opt.	Opt.
25½" X 54"	10'	13	65"	79"	66	68	84	Opt.	Opt.	Opt.	Opt.
25½" X 60"	9'3"	11	61"	72"	N/A	N/A	79	Opt.	Opt.	Std.	Opt.
25½" X 60"	10'8"	13	70"	80"	N/A	N/A	84	Opt.	Opt.	Std.	Opt.
30" X 54"	8'9"	11	58"	66"	N/A	N/A	84	Opt.	Opt.	Opt.	Opt.
30" X 54"	10'	13	65"	79"	N/A	N/A	92	Opt.	Opt.	Opt.	Opt.
30" X 60"	8'9"	11	58"	66"	N/A	N/A	94	Opt.	Opt.	Opt.	Opt.
30" X 60"	9'3"	11	61"	72"	N/A	N/A	91	Opt.	Opt.	Std.	Opt.
30" X 60"	10'	13	65"	79"	N/A	N/A	96	Opt.	Opt.	Opt.	Opt.
30" X 60"	10'8"	13	70"	80"	N/A	N/A	96	Opt.	Opt.	Std.	Opt.

1 - Most of the competition has 1 or 2 treads less.

2 - It is recommended adding 18" to the landing space dimensions for safe ascent or descent of the stairway.

3 - Model 655 only, Double section hinges increases the capacity from 300# to 350#.


JOB TESTED IN OVER A MILLION INSTALLATIONS THROUGHOUT THE NATION AND SEVERAL FOREIGN COUNTRIES.



American Stairways, Inc.


3807 Lamar Ave. • Memphis, TN 38118
901-795-9200 • FAX 901-795-1253
www.americanstairways.com

		<h1>American Stairways</h1> <p>R/W Pricing Guide</p> <p><i>Committed to Providing Exceptional Products and Service</i></p>	
Item Number	Description	RW List Price	
#444 Series Wood (250lb Rating)			
AS444-2210	22x54 Attic Stair-10'	\$562.18	
AS444-2210F	22x54 Attic Stair-10' w/ Fire Door	\$649.48	
AS444-2289	22x54 Attic Stair-8'9"	\$535.73	
#655 Series Wood (300-350lb Rating)			
AS655-2210	22x54 Attic Stair 10' H.D.	\$758.75	
AS655-2289	22x54 Attic Stair 8'9" H.D.	\$727.00	
AS655-3010	30x54 Attic Stair 10' H.D.	\$826.21	
AS655-3089	30x54 Attic Stair 8'9" H.D.	\$791.81	
ASS655-2210-5	22x60 Attic Stair 10'8" H.D.	\$901.08	
ASS655-3010-5	30x60 Attic Stair 10'8" H.D.	\$935.47	
#800 Series Aluminum (375lb Rating)			
AS800-2210	22x54x10' Aluminum Attic Stair	\$864.44	
AS800-2289	22x54x8'9" Aluminum Attic Stair	\$832.69	
#1200 Series Aluminum (375lb Rating)			
ASAL-228P	22-1/2"x63"x10'-12' Aluminum Attic Stair	\$1,461.80	





ARCHITECTURAL HARDWARE



SOLID BRASS / STAINLESS STEEL / STEEL / ZINC / ALUMINUM





www.DELTANA.net





DOOR HARDWARE FINISHES



RW Stocked

Privacy Pocket Door Lock
Passage Pocket Door Lock

Colors

US10B, US15, US19

Price

\$26.88
\$23.20

All other options can be special ordered
Call for Current Pricing

FOREVER BARNWOOD



www.foreverbarnwood.com

★ *New Reclaims Old* ★



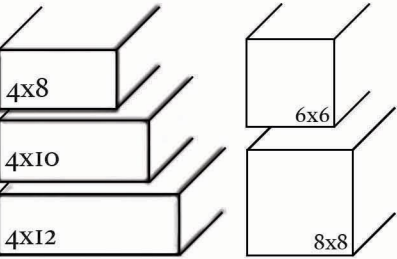
New from Forever Barnwood - *Box Beams*

The perfect way to elevate *any* room in your home.

Forever Barnwood Box Beams are available in 4", 6", and 8" widths and in lengths far greater than our solid beams. Our beams are available as 3-sided u-beams and 4-sided box beams. Our unique miter lock joint makes it almost impossible to notice where the boards come together. Our unique miter lock also makes it possible for us to offer the beams with or without cow rub. Forever Barnwood Box Beams are light weight. This makes the beams much easier to work with than our authentic solid beams.

Like our Box Beams, Forever Barnwood timbers and posts are individually handcrafted. They are available in a variety of dimensions and lengths up to 16'. Timbers and posts are kiln dried for product stability. The drying also creates great checking and cracking which adds to the authenticity of these rustic pieces.

Both of our options are used frequently for non-structural coffered ceilings, a variety of suspended beam designs, mantles, hand rail, and stair tread. They are available with or without cow rub.



8"x8" Box Beam



8"x8" Box Beams



8"x8" Solid Beams with Cow Rub



8"x8" Solid Beams with Cow Rub & Hardware



4"x8" Solid Mantle



8"x8" Solid Mantle with Cow Rub

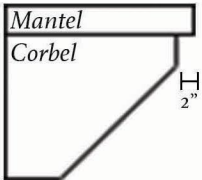


8"x8" Mantle with Cow Rub



4"x8" Mantle

Forever Barnwood Mantels are individually handcrafted. They are kiln dried for stability. Drying also creates great checking and cracking which adds to the authenticity of these rustic mantels. They are available in 4x, 6x, and 8x in a variety of lengths up to 16' or can be cut to custom lengths. We also offer the front edges clipped at a 45-degree angle, with or without cow rub. Corbels are offered in a variety of sizes, with or without cow rub. We recommend your corbel be at least 2" shorter than the depth of your mantel to provide a proper reveal. Again, Mantles should be considered special order. Customers should expect an 8 week lead time.



We recommend our Mantels be ordered 2 inches deeper than the Corbels so that you have a proper overhang. See the diagram to the left.

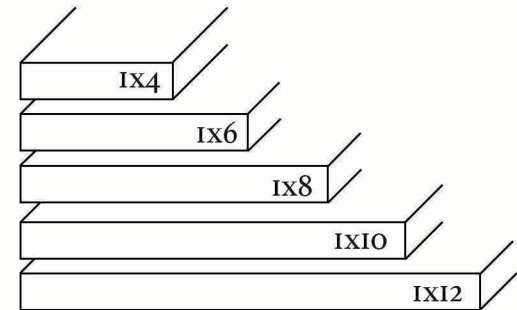
Barnwood wall coverings, countertops and more...



4 Season Porch



4 Season Porch



More dimensions for 1" lumber are available via special order.



1" Dimensional Lumber Window Sill

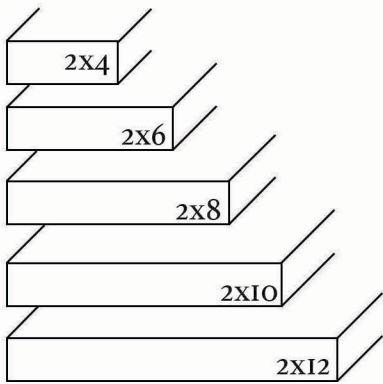


1"x4" Dimensional Lumber Mirror Frame



1" Dimensional Lumber Fishing Rod Holder

Forever Barnwood 1" and 2" product is perhaps our most versatile. Our 1" product can be used as wall covering, trim/casing, banding, wall caps, skirt board, treads and risers. It can be fashioned into furniture, benches, countertop, wine racks and about any other rustic looking application you can think of. It is available in a variety of dimensions not readily available in reclaimed barn wood. The 2" product makes great rustic countertops, bar rails, shelves, banding, and furniture. 2" product is available with or without cow rub.



Ask your rep for specific lengths and dimensions for 2" lumber.



2" Dimensional Lumber Countertop



2" Dimensional Lumber Shelf and Countertop



2" Dimensional Lumber Shelf



2" Dimensional Lumber Shelf

Visit our website for more pictures and ideas.

Note: All products are FULL dimensional NOT nominal.
-Example, a 2x4 is 2 inches by 4 inches - NOT 1 1/2 x 3 1/2.

DIMENSIONAL LUMBER
Full Dimension Then Kiln Dried



ITEM#	DESCRIPTION	UNIT	PRICE
DIMENSIONAL LUMBER — Full Dimension Then Kiln Dried		UNIT	RW LIST
FB1000-148T	1X4X8 TRADITIONAL	EA	\$33.17
FB1000-148DB	1X4X8 DESERT BURN	EA	\$33.17
FB1004-168T	1X6X8 TRADITIONAL	EA	\$49.64
FB1004-168DB	1X6X8 DESERT BURN	EA	\$49.64
FB1008-18T	1X8X8 TRADITIONAL	EA	\$63.34
FB1008-18DB	1X8X8 DESERT BURN	EA	\$63.34
HORIZONTAL SHIP LAP — 3/4" x 6 1/4" Ship Lap		UNIT	RW LIST
FB9007-6258SLT	3/4X6.25X8' SHIPLAP TRADITIONAL	EA	\$56.42
FB9007-6258SLDB	3/4X6.25X8' SHIPLAP DESERT BURN	EA	\$56.42
FB9007-6258SLPTG	3/4X6.25X8' SHIPLAP PATINA GREY	EA	\$61.83
HANDY PACK WALL ACCENT — 3/8" x 4 1/4" - 25.5 sq ft per package		UNIT	RW LIST
FB114-HPT	25.50 SQ.FT/ BOX TRADITIONAL	EA	\$287.71
FB114-HPDB	25.50 SQ.FT/ BOX DESERT BURN	EA	\$287.71
FB114-HPPTG	25.50 SQ.FT/ BOX PATINA GREY	EA	\$312.89
ONE PANEL COW RUBBED BARN DOOR — Traditional		UNIT	RW LIST
FB6001-2668BDT	2-6 X 6-8 X 2" ONE PANEL BARNDOOR	EA	\$1,410.28
FB6001-2680BDT	2-6 X 8-0 X 2" ONE PANEL BARNDOOR	EA	\$1,410.28
FB6001-3068BDT	3-0 X 6-8 X 2" ONE PANEL BARNDOOR	EA	\$1,410.28
FB6001-3070BDT	3-0 X 7-0 X 2" ONE PANEL BARNDOOR	EA	\$1,410.28
FB6001-3080BDT	3-0 X 8-0 X 2" ONE PANEL BARNDOOR	EA	\$1,410.28
FB6115-5868T	5/8"X6"X8' BARNDOOR IN LAY MATERIAL TRAD.	EA	\$47.98
BARNWOOD TOUCH UP		UNIT	RW LIST
FB8001-TDB	QUART TOUCHUP FOR TRAD. & DB (6 PER CASE)	EA	\$52.19
FB8001-PTG	QUART TOUCHUP FOR PATINA GREY (6 PER CASE)	EA	\$52.19
CABINET COMPONENTS — Stile & Rail Material		UNIT	RW LIST
FB7020-T	3/4" X 3" X8' TRADITIONAL CABINET COMPONETS	EA	\$32.72
FB7020-DB	3/4" X 3" X8' DESERT BURN CABINET COMPONETS	EA	\$32.72
FB7020-DB	3/4" X 3" X8' PATINA GREY CABINET COMPONETS	EA	\$36.10
PANEL MATERIAL		UNIT	RW LIST
FB750-T	3/8" X4-1/4" X8' PANEL MATERIAL TRADITIONAL	EA	\$37.23
FB750-DB	3/8" X4-1/4" X8' PANEL MATERIAL DESERT BURN	EA	\$37.23
FB750-PTG	3/8" X4-1/4" X8' PANEL MATERISL PATINA GREY	EA	\$41.07



Glasteel™

FRP Wall Panels



Glasliner resin rich surfaces are tough, strong, and easy to clean. Ideal for high traffic areas where hygiene and easy maintenance are a must. One of Glasliner Wall Panels major qualities is that they fight the growth of bacteria, fungi, and other microorganisms.



GLASLINER FRP WALL PANELS			
ITEM NUMBER	SIZE	COLOR	LIST PRICE
OFRP-8W	4 x 8	White	\$101.50
OFRP-8A	4 x 8	Almond	101.50
OFRP-8SMW	4 x 8	Smooth White	122.50
OFRP-10W	4 x 10	White	126.87
OFRP-10A	4 x 10	Almond	126.87
OFRP-10SMW	4 x 10	Smooth White	153.14



Features

- Moisture Resistant
 - Does not support mold or mildew
 - Will not rust or corrode
- Highly Impact Resistant
 - Extremely high strength to weight ratio
 - Tough surface that resists shattering, scratches, and abrasion
- Outstanding Cleanability
 - Cleans easily with regular detergents and water

Typical Applications

- Food Processing Areas
- Kitchens
- Restaurants
- Restrooms
- Hospitals
- Government Buildings
- Schools
- Storage Areas
- Walk-in Coolers and Freezers



Benefits

- Easy to install and maintain
- Improves health and indoor air quality




FRP Mouldings, Rivets & Adhesives		
ITEM NUMBER	DESCRIPTION	LIST PRICE
D-IS-8	8" Inside Corner Moulding	\$4.54
D-OS-8	8" Outside Corner Moulding	4.82
D-DB-8	8" Division Bar Moulding	5.41
D-CAP-8	8" Cap Moulding	4.21
D-IS-10	10" Inside Corner Moulding	5.72
D-OS-10	10" Outside Corner Moulding	6.02
D-DB-10	10" Division Bar Moulding	6.79
D-CAP-10	10" Cap Moulding	5.27
R75-P	¾" Driver Rivet (100 per pack)	22.86
FR4054	4 Gallon FRP Adhesive	102.85
FR4056	1 Gallon FRP Adhesive	27.36
FR4319	3.5 Gallon Advanced Polymer Adhesive	326.26



GOLDBERG BROTHERS
BARN DOOR & SHUTTER HARDWARE



● Stainless steel hardware available



● Available in 10 colors



● Made in the USA



GOLDBERG BROTHERS
BARN DOOR HARDWARE

PRICES

ITEM #	DESCRIPTION	RW LIST PRICE
STANDARD HARDWARE SETS Hardware pack includes: steel roller hangers with ball bearings, all mounting bolts, stops, anti-jump blocks, and floor T-guide. Tracks sold separately. 400 lb weight limit with J-Strap or Wagon Wheel hangers. 100 lb weight limit with Top Mount hangers.		
BLACK HARDWARE SETS (FOR 1 DOOR)		
GBHWSET138-B	BLACK J-STRAP HARDWARE SET COMPLETE 1-3/8" DOOR #60013H-6 (400 LB LIMIT) (6 PER BOX)	\$357.81
GBHWSET134-B	BLACK J-STRAP HARDWARE SET COMPLETE 1-3/4" DOOR #60014H-6 (400 LB LIMIT) (6 PER BOX)	\$364.26
GBHWSET214-B	BLACK J-STRAP HARDWARE SET COMPLETE 2-1/4" DOOR #60015H-6 (400 LB LIMIT) (6 PER BOX)	\$406.89
GBTMHWSET-B	BLACK TOP MOUNT HARDWARE SET COMPLETE #60010H-6 (100 LB LIMIT) (6 PER BOX)	\$406.89
GBWWHWSET-B	BLACK WAGON WHEEL HARDWARE SET COMPLETE UNIVERSAL 1-3/8" OR 1-3/4" #6001UHW-6 (400 LB LIMIT) (6 PER BOX)	\$521.84
SILVER HARDWARE SETS (FOR 1 DOOR)		
GBHWSET138-S	SILVER J-STRAP HARDWARE SET COMPLETE 1-3/8" DOOR #60013H-1 (400 LB LIMIT) (6 PER BOX)	\$357.81
GBHWSET134-S	SILVER J-STRAP HARDWARE SET COMPLETE 1-3/4" DOOR #60014H-1 (400 LB LIMIT) (6 PER BOX)	\$364.26
GBHWSET214-S	SILVER J-STRAP HARDWARE SET COMPLETE 2-1/4" DOOR #60015H-1 (400 LB LIMIT) (6 PER BOX)	\$406.89
GBTMHWSET-S	SILVER TOP MOUNT HARDWARE SET COMPLETE #60010H-1 (100 LB LIMIT) (6 PER BOX)	\$406.89
ARCH BRONZE HARDWARE SETS (FOR 1 DOOR)		
GBHWSET138-ARBZ	ARCH BRONZE J-STRAP HARDWARE SET COMPLETE 1-3/8" DOOR #60013H-8 (400 LB LIMIT) (6 PER BOX)	\$357.81
GBHWSET134-ARBZ	ARCH BRONZE J-STRAP HARDWARE SET COMPLETE 1-3/4" DOOR #60014H-8 (400 LB LIMIT) (6 PER BOX)	\$364.26
GBHWSET214-ARBZ	ARCH BRONZE J-STRAP HARDWARE SET COMPLETE 2-1/4" DOOR #60015H-8 (400 LB LIMIT) (6 PER BOX)	\$406.89
GBTMHWSET-ARBZ	ARCH BRONZE TOP MOUNT HARDWARE SET COMPLETE #60010H-8 (100 LB LIMIT) (6 PER BOX)	\$406.89
GBWWHWSET-ARBZ	ARCH BRONZE WAGON WHEEL HARDWARE SET COMPLETE UNIVERSAL 1-3/8" OR 1-3/4" #6001UHW-8 (400 LB LIMIT) (6 PER BOX)	\$521.84
TRACK MOUNTING HARDWARE & EXTENSION KITS		
WALL MOUNTING HARDWARE KIT (NO HANGERS) 1-3/4" Includes track bolts, washers, and spacers.		
GBWMHRD	BLACK STANDARD WALL MNT HARDWARE SET FOR 1-3/4" DOOR #60014M-6 (6 PER BOX)	\$89.14
GBWMHRD-S	SILVER STANDARD WALL MNT HARDWARE SET FOR 1-3/4" DOOR #60014M-1 (6 PER BOX)	\$89.14
GBWMHRD-ARBZ	ARCH BRONZE STANDARD WALL MNT HARDWARE SET FOR 1-3/4" DOOR #60014M-8 (6 PER BOX)	\$89.14
WALL MOUNTING HARDWARE KIT (NO HANGERS) 1-3/8" Includes track bolts, washers, and spacers.		
GBWMHRD138	BLACK STANDARD WALL MNT HARDWARE SET FOR 1-3/8" DOOR #60013M-6 (6 PER BOX)	\$86.55
GBWMHRD-S138	SILVER STANDARD WALL MNT HARDWARE SET FOR 1-3/8" DOOR #60013M-1 (6 PER BOX)	\$86.55
GBWMHRD-ARBZ138	ARCH BRONZE STANDARD WALL MNT HARDWARE SET FOR 1-3/8" DOOR #60013M-8 (6 PER BOX)	\$86.55
WALL EXTENSION KITS Extends track 1/2" further from wall. For use with 1-3/4" thick door. Includes spacers and 4-1/2" bolts.		
GBWEXT134	BLACK STANDARD WALL EXTENSION BOLT KIT 1-3/4" DOOR #60014E-6 (6 PER BOX)	\$96.89
GBWEXT134-S	SILVER STANDARD WALL EXTENSION BOLT KIT 1-3/4" DOOR #60014E-1 (6 PER BOX)	\$96.89
GBWEXT134-ARBZ	ARCH BRONZE STANDARD WALL EXTENSION BOLT KIT 1-3/4" DOOR #60014E-8 (6 PER BOX)	\$96.89
POWDER-COATED STEEL TRACKS Custom lengths up to 16' available by special order.		
BLACK TRACK		
GBTRACK138-4B	BLACK STANDARD 4' TRACK ONLY #6001T4-6 (FOR 2'0" DOOR) (6 PER BOX)	\$94.30
GBTRACK138-5B	BLACK STANDARD 5' TRACK ONLY #6001T5-6 (FOR 2'6" DOOR) (6 PER BOX)	\$111.09
GBTRACK138-54B	BLACK STANDARD 5'4" TRACK ONLY #6001T54-6 (FOR 2'8" DOOR) (6 PER BOX)	\$127.89
GBTRACK138-6B	BLACK STANDARD 6' TRACK ONLY #6001T6-6 (FOR 3'0" DOOR) (6 PER BOX)	\$127.89
GBTRACK138-7B	BLACK STANDARD 7' TRACK ONLY #6001T7-6 (FOR 3'6" DOOR) (6 PER BOX)	\$144.67
GBTRACK138-8B	BLACK STANDARD 8' TRACK ONLY #6001T8-6 (FOR 4'0" DOOR) (6 PER BOX)	\$161.47



ITEM #	DESCRIPTION	RW LIST PRICE
SILVER TRACK		
GBTRACK138-4S	SILVER STANDARD 4' TRACK ONLY #6001T4-1 (FOR 2'0" DOOR) (6 PER BOX)	\$94.30
GBTRACK138-5S	SILVER STANDARD 5' TRACK ONLY #6001T5-1 (FOR 2'6" DOOR) (6 PER BOX)	\$111.09
GBTRACK138-6S	SILVER STANDARD 6' TRACK ONLY #6001T6-1 (FOR 3'0" DOOR) (6 PER BOX)	\$127.89
GBTRACK138-8S	SILVER STANDARD 8' TRACK ONLY #6001T8-1 (FOR 4'0" DOOR) (6 PER BOX)	\$161.47
ARCHITECTURAL BRONZE TRACK		
GBTRACK138-4ARBZ	ARCH BRONZE STANDARD 4' TRACK ONLY #6001T4-8 (FOR 2'0" DOOR) (6 PER BOX)	\$94.30
GBTRACK138-5ARBZ	ARCH BRONZE STANDARD 5' TRACK ONLY #6001T5-8 (FOR 2'6" DOOR) (6 PER BOX)	\$111.09
GBTRACK138-6ARBZ	ARCH BRONZE STANDARD 6' TRACK ONLY #6001T6-8 (FOR 3'0" DOOR) (6 PER BOX)	\$127.89
GBTRACK138-8ARBZ	ARCH BRONZE STANDARD 8' TRACK ONLY #6001T8-8 (4'0" DOOR) (6 PER BOX)	\$161.47
MP HARDWARE COMPLETE KITS Hardware pack includes: MP J-strap hardware set with Delrin rollers, mounting bolts, stops, anti-jump blocks, floor guide, and track. Private label packaging available on mixed orders of 100+ units. Net 60-day terms available on mixed orders of 100+ units. 200 lb weight limit.		
MATTE BLACK TEXTURE MP HARDWARE KITS WITH TRACK (FOR 1 DOOR)		
GB6009RW4-MB	MATTE BLACK TEXTURE 4' TRACK (FOR 2'0" DOOR), MPJ HARDWARE, AND FLOOR T-GUIDE (200 LB LIMIT)	\$231.34
GB6009RW5-MB	MATTE BLACK TEXTURE 5' TRACK (FOR 2'6" DOOR), MPJ HARDWARE, AND FLOOR T-GUIDE (200 LB LIMIT)	\$241.80
GB6009RW54-MB	MATTE BLACK TEXTURE 5'4" TRACK (FOR 2'8" DOOR), MPJ HARDWARE, AND FLOOR T-GUIDE (200 LB LIMIT)	\$245.29
GB6009RW6-MB	MATTE BLACK TEXTURE 6' TRACK (FOR 3'0" DOOR), MPJ HARDWARE, AND FLOOR T-GUIDE (200 LB LIMIT)	\$245.29
GB6009RW8-MB	MATTE BLACK TEXTURE 8' TRACK (FOR 4'0" DOOR), MPJ HARDWARE, AND FLOOR T-GUIDE (200 LB LIMIT)	\$261.56
SILVER MP HARDWARE KITS WITH TRACK (FOR 1 DOOR)		
GB6009RW4-1	SILVER 4' TRACK (FOR 2'0" DOOR), MPJ HARDWARE, AND FLOOR T-GUIDE (200 LB LIMIT)	\$231.34
GB6009RW5-1	SILVER 5' TRACK (FOR 2'6" DOOR), MPJ HARDWARE, AND FLOOR T-GUIDE (200 LB LIMIT)	\$241.80
GB6009RW54-1	SILVER 5'4" TRACK (FOR 2'8" DOOR), MPJ HARDWARE, AND FLOOR T-GUIDE (200 LB LIMIT)	\$245.29
GB6009RW6-1	SILVER 6' TRACK (FOR 3'0" DOOR), MPJ HARDWARE, AND FLOOR T-GUIDE (200 LB LIMIT)	\$245.29
GB6009RW8-1	SILVER 8' TRACK (FOR 4'0" DOOR), MPJ HARDWARE, AND FLOOR T-GUIDE (200 LB LIMIT)	\$261.56
BARN DOOR HARDWARE ACCESSORIES		
SOFT STOP Motion buffer devices allow soft opening and closing of barn doors.		
GB6001SOFT11-B	BLACK STANDARD SOFT STOP 11" (2EA. FOR UP TO 7' TRACKS) SOLD IN PAIRS #6001SOFT11-6 (6 PER BOX)	\$100.75
GB6001SOFT17-B	BLACK STANDARD SOFT STOP 17" (2EA. FOR UP TO 8' TRACKS) SOLD IN PAIRS #6001SOFT17-6 (6 PER BOX)	\$100.75
GB6008SOFT11	BLACK MP SERIES SOFT STOP 11" (2EA. FOR UP TO 7' TRACKS) SOLD BY PAIR #6008SOFT11 (6 PER BOX)	\$100.75
GB6008SOFT17	BLACK MP SERIES SOFT STOP 17" (2EA. FOR UP TO 8' TRACKS) SOLD BY PAIR #6008SOFT17 (6 PER BOX)	\$100.75
INSTALLATION TEMPLATES For drilling holes in door to fit Standard Series J-Strap hangers.		
GBHANGTEMP	STANDARD ROLLER HANGER TEMPLATE #6001TMP-1 (6 PER BOX)	\$51.67
FLOOR T-GUIDES		
GB6001G-6	BLACK T-GUIDE #6001G-6 (6 PER BOX)	\$28.42
GB6001G-1	SILVER T-GUIDE #6001G-1 (6 PER BOX)	\$28.42
ADJUSTABLE FLOOR U-GUIDES		
GBUGUIDE-B	BLACK FLOOR U-GUIDE #6001U-6 (6 PER BOX)	\$49.08
GBUGUIDE-S	SILVER FLOOR U-GUIDE #6001U-1 (6 PER BOX)	\$49.08
GBUGUIDE-ARBZ	ARCH BRONZE FLOOR U-GUIDE #6001U-8 (6 PER BOX)	\$49.08
TRACK CONNECTING PLATE 1-1/4" x 3" x 3/16" Use to connect two tracks for a longer run. (Not required for biparting configurations.)		
GBCONPLT-B	BLACK TRACK CONNECTING PLATE #6001C-6 (6 PER BOX)	\$19.38
GBCONPLT-S	SILVER TRACK CONNECTING PLATE #6001C-1 (6 PER BOX)	\$19.38
GBCONPLT-ARBZ	ARCH BRZ TRACK CONNECTING PLATE #6001C-8 (6 PER BOX)	\$19.38
GBCONPLTMF-B	MP SERIES CONNECTING PLATE (BLACK)	\$16.80
GBCONPLTMF-S	MP SERIES CONNECTING PLATE (SILVER)	\$16.80



ITEM #	DESCRIPTION	RW LIST PRICE
SIDEWALL BRACKETS		
GBSWB-B	BLACK SIDEWALL BRACKET #6001SW-6 (6 PER BOX)	\$38.75
GBSWB-S	SILVER SIDEWALL BRACKET #6001SW-1 (6 PER BOX)	\$38.75
GBSWB-ARBZ	ARCH BRONZE SIDEWALL BRACKET #6001SW-8 (6 PER BOX)	\$38.75
PULL HANDLES Universal fit, with bolts for 1-3/8", 1-3/4" & 2-1/8" doors		
GBPH7UNIV-B	BLACK 7" UNIVERSAL PULL HANDLE #6001PH007-6 (6 PER BOX)	\$51.67
GBPH7UNIV-S	SILVER 7" UNIVERSAL PULL HANDLE #6001PH007-1 (6 PER BOX)	\$51.67
GBPH7UNIV-ARBZ	ARCH BRONZE 7" UNIVERSAL PULL HANDLE #6001PH007-8 (6 PER BOX)	\$51.67
GBPH11UNIV-B	BLACK 11" UNIVERSAL PULL HANDLE #6001PH011-6 (6 PER BOX)	\$59.42
GBPH11UNIV-S	SILVER 11" UNIVERSAL PULL HANDLE #6001PH011-1 (6 PER BOX)	\$59.42
GBPH11UNIV-ARBZ	ARCH BRONZE 11" UNIVERSAL PULL HANDLE #6001PH011-8 (6 PER BOX)	\$59.42
FLUSH PULLS		
GBFP6-B	BLACK 6" FLUSH PULL #6001FP06-6 (BLACK) (6 PER BOX)	\$52.97
GBFP6-S	SILVER 6" FLUSH PULL #6001FP06-1 (SILVER) (6 PER BOX)	\$52.97
GBFP6-ARBZ	ARCH BRZ 6" FLUSH PULL #6001FP06-8 (ARCH BRZ) (6 PER BOX)	\$52.97
PRIVACY LATCHES		
GBPL-B	BLACK PRIVACY LATCH #6001PL-6 (BLACK) (6 PER BOX)	\$64.58
GBPL-S	SILVER PRIVACY LATCH #6001PL-1 (SILVER) (6 PER BOX)	\$64.58
GBPL-ARBZ	ARCH BRZ PRIVACY LATCH #6001PL-8 (ARCH BRZ) (6 PER BOX)	\$64.58
BARNFOLD® FOLDING BARN DOOR HARDWARE SETS 2-door & 4-door bifolding hardware set with J-strap roller hangers, complete with track, for 1 1/4" and 1 3/8" thick doors. Hardware pack includes: left and right roller hangers, 4" pull handle, hinges, bottom pivot, all necessary installation hardware.		
2-DOOR BARNFOLD® HARDWARE SETS WITH TRACK		
GB6007M2D30-6	BLACK 2-DOOR SET MD J-STRAP 30" TRACK FOR UP TO 28" FINISHED OPENING WIDTH #6007M2D30-6 (6 PER BOX)	\$310.01
GB6007M2D36-6	BLACK 2-DOOR SET MD J-STRAP 36" TRACK FOR UP TO 32" FINISHED OPENING WIDTH #6007M2D36-6 (6 PER BOX)	\$313.89
GB6007M2D48-6	BLACK 2-DOOR SET MD J-STRAP 48" TRACK FOR UP TO 38" FINISHED OPENING WIDTH #6007M2D48-6 (6 PER BOX)	\$320.34
4-DOOR BARNFOLD® HARDWARE SETS WITH TRACK		
GB6007M4D48-6	BLACK 4-DOOR SET MD J-STRAP 48" TRACK FOR UP TO 42" FINISHED OPENING WIDTH #6007M4D48-6 (6 PER BOX)	\$589.01
GB6007M4D60-6	BLACK 4-DOOR SET MD J-STRAP 60" TRACK FOR UP TO 54" FINISHED OPENING WIDTH #6007M4D60-6 (6 PER BOX)	\$594.18
GB6007M4D72-6	BLACK 4-DOOR SET MD J-STRAP 72" TRACK FOR UP TO 66" FINISHED OPENING WIDTH #6007M4D72-6 (6 PER BOX)	\$599.35
MISCELLANEOUS		
GB6001PH307-6	MP BLACK 7" PULL HANDLE	\$43.92
GB6001PH307-1	MP SILVER 7" PULL HANDLE	\$43.92
GBHWSETMPJ138-B	BLACK MP HARDWARE ONLY	\$219.59
GBHWSETMPJ138-S	SILVER MP HARDWARE ONLY	\$219.59
GB008SC-MB	ADJ STOP CP. SERIES MATTE BLACK	\$31.00



4-DOOR BARNFOLD® HARDWARE SET



GOLDBERG BROTHERS
LEEV™ SECURE
PANELS FOR NEW HOME BUILDS

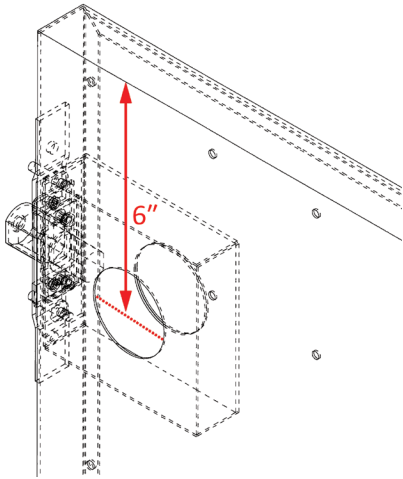


THE FUTURE OF SECURE HOME PACKAGE DELIVERY IS NOW

Enhance your new home designs with this innovative fixture that buyers will demand. A LEEV™ Secure locking portal door protects packages from theft and weather damage. It allows couriers to drop packages directly inside a house or garage when nobody is home to accept delivery, without giving them access to the garage door or a side entrance.

Standard Features

- 16" unit fits between two studs 16" on-center
- Available in 3 heights: 19", 25", and 31"
- Prepped to fit most digital deadbolts with a 2¾" backset and a 2½" hole (5" centerline of bolt to top of inside lock trim)
- 20 gauge steel frame and 18 gauge steel door panel
- Durable powder coated finish available in four colors
- Insulated door panel
- Nailing fin on all 4 sides for easy installation under exterior siding
- Weatherstripping on 3 sides
- Stops allow the door to stay open while placing a package inside
- Magnetic hold for deadbolt relocking
- Rust-resistant stainless steel pull handle
- Continuous, stainless steel hinge for strength
- Custom colors and sizes available upon request



AVAILABLE IN GRAY
PRIMER POWDER COAT

Gray Primer
*code PR



Optional features

- Powder coating on interior metal trim
- LEEV™ Secure receiving box to mount inside
- Standard street address plate or custom name plate
- Wide-wall or brick extension

Add a smart home locking mechanism of your choice. LEEV™ Secure panels are compatible with most self-locking digital deadbolt systems. Many will notify the homeowner with a text or email whenever a package is delivered.

Complete the installation by adding your own interior trim and a secure room or receiving box.

LEEVN1620-*	LEEV™ SECURE NEW-BUILD PANEL 14"×19" (14½" × 20" rough opening)	\$518.26
LEEVN1626-*	LEEV™ SECURE NEW-BUILD PANEL 14"×25" (14½" × 26" rough opening)	\$710.43
LEEVN1632-*	LEEV™ SECURE NEW-BUILD PANEL 14"×31" (14½" × 32" rough opening)	\$839.60



WOODFOLD
CRAFTING VALUE FOR MORE THAN 50 YEARS
CUSTOM ACCORDION DOORS



Please call for more information
and current pricing.